



### Let us Do

- Circle ○ the *aasanas* with standing or vertical lines.
- Tick ✓ the *aasanas* with both vertical and slanting lines.
- Cross ✗ the *aasanas* which have curved lines.
- Put a star ★ along the *aasanas* that have sleeping or horizontal lines.
- Try some of these *aasanas*. Discuss the lines that you notice while doing the *aasanas*.

Facilitate the children in practising yoga poses. Give instructions like, keep the back straight, arms straight, curve the back, slant the arms and legs, etc. Also tell them about *Ashtanga Yoga*, as described in the ancient *Yoga Sutras* of Patanjali.



## What is Straight?

Hold a piece of thread in your hands.



Is it straight?

Now bring your hands closer.



Is the thread straight now?



This is now standing/sleeping/slanting.



Let us Do

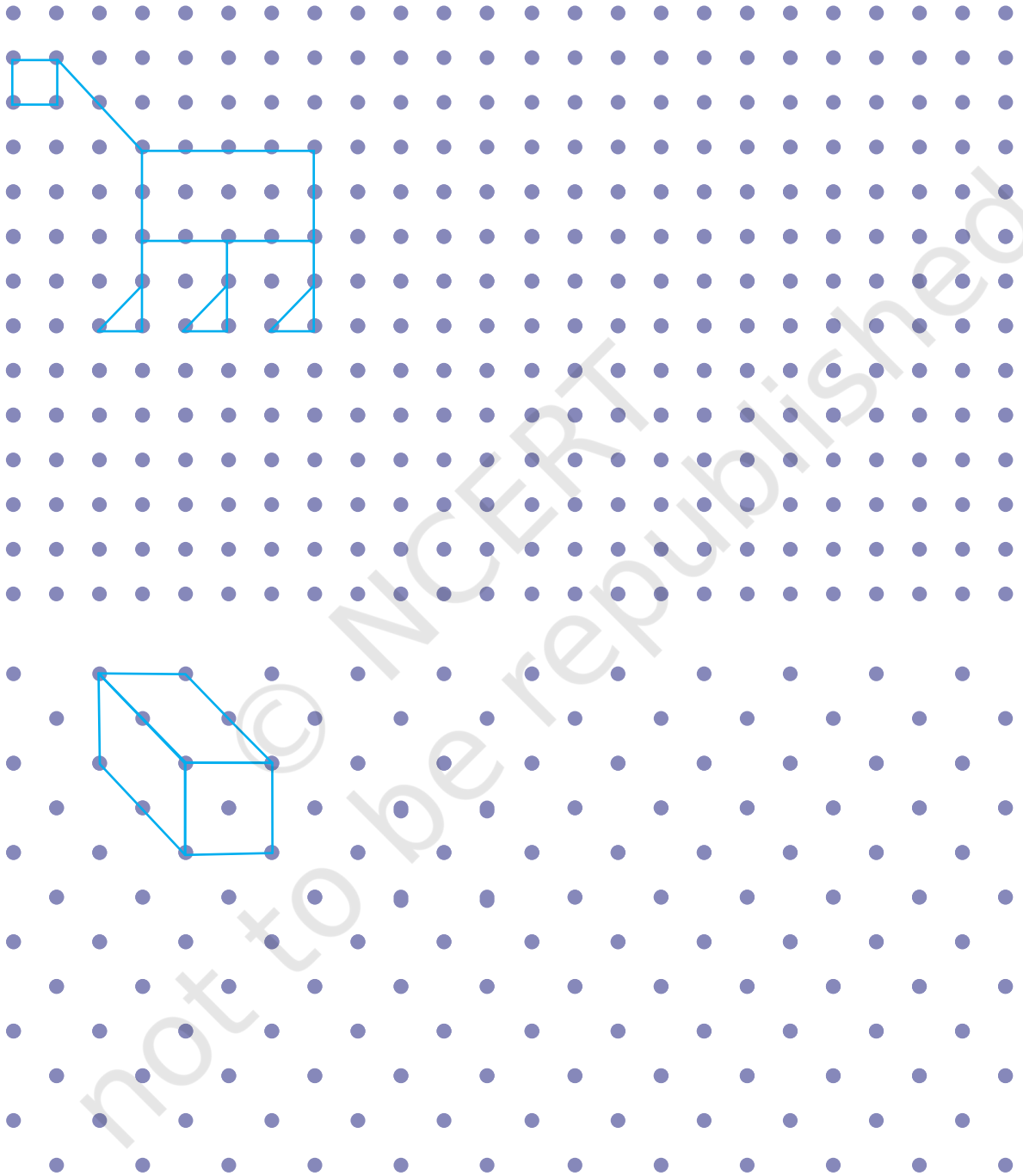
Trace the missing vertical, horizontal, slanting and curved lines in the picture given below.




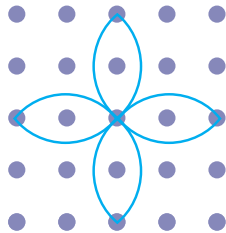
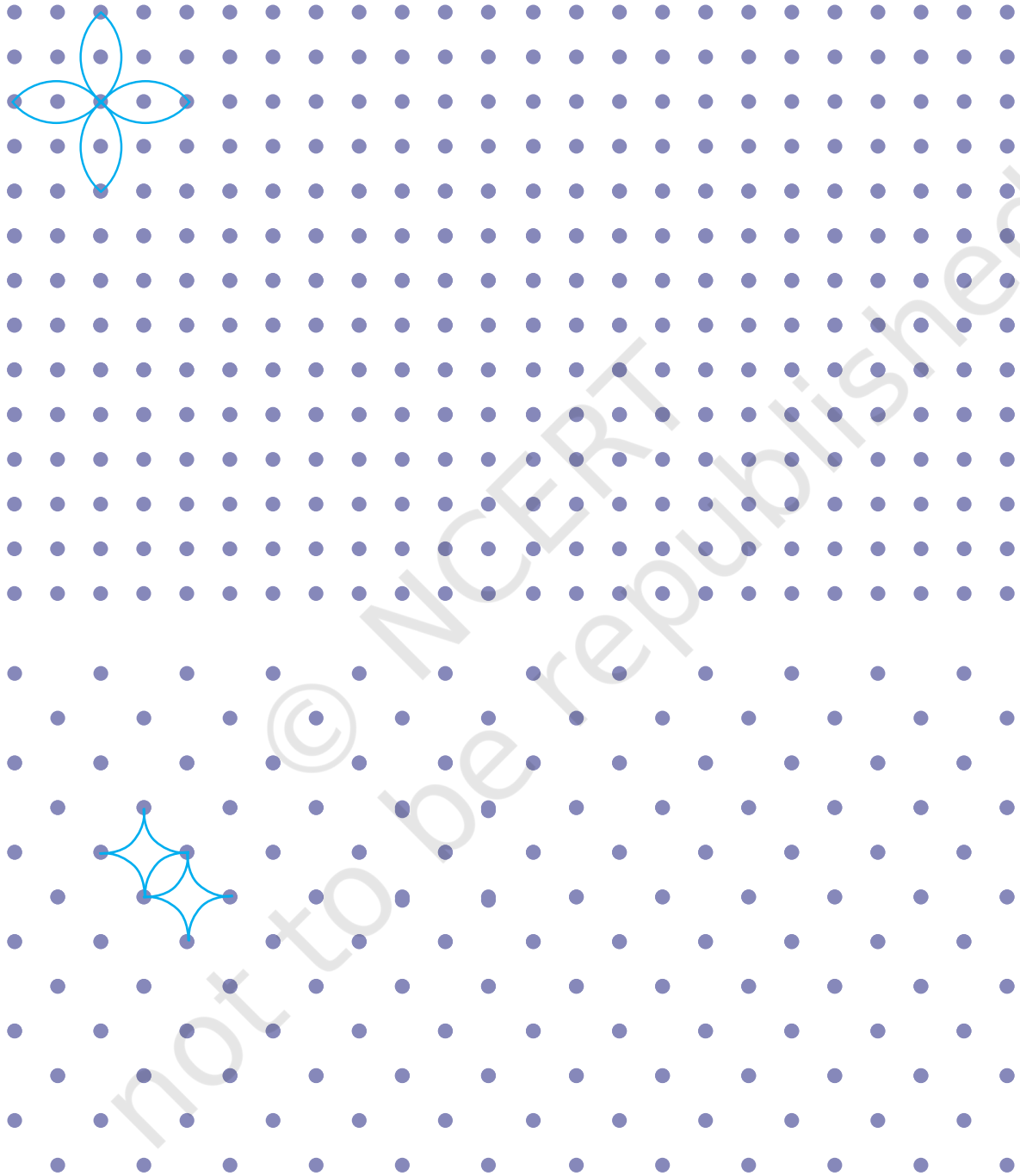


## Let us Play with Dots

**A. Make new shapes with straight lines (vertical, horizontal and slanting).**



**B. Draw different figures with the help of curved lines, like clouds, rainbow, etc.**





## Let us Do

- A. Make your own drawing using different types of lines in the space given. Draw a design with any two types of lines.**

- B. Draw a design with any three types of lines.**



### C. Draw a design using all types of lines.



#### Project Work

##### Fun with Folding

If we fold a paper in half, it makes a crease in the center. Now if we keep folding the paper further we get a number of creases. Let us see the different lines we get after folding the paper. Trace the straight lines with red crayon and slanting lines with blue crayon.

- Fold a paper with your friend and check who gets the maximum number of creases.
- Try to make curved lines by paper folding.

Discuss various art forms like *Madhubani*, *Kalamkari*, *Warli* or any other local art forms that they are familiar with. Teacher might invite local painters to share their process of drawing different lines and shapes with children.

